

STRATEGY  
DIVERSIFICATION

VINTAGE  
DIVERSIFICATION

DEMYSTIFYING

# PRIVATE EQUITY

PRIVATE COS VS. IPO

INSTITUTIONAL  
PE EXPOSURE

TRENDS

# PARTICIPATE IN PRIVATE MARKETS WITH PRIVATE EQUITY

Private equity is an established asset class, that continues to meet investor expectations.

**\$4.11 Tn**

AuM as of June 2019. <sup>2</sup>

**\$495 Bn**

**Capital distributed** by fund managers to investors in 2017. <sup>1</sup>

**86%**

of PE investors plan **to increase or maintain their commitment** in the longer term. <sup>2</sup>

Sources:

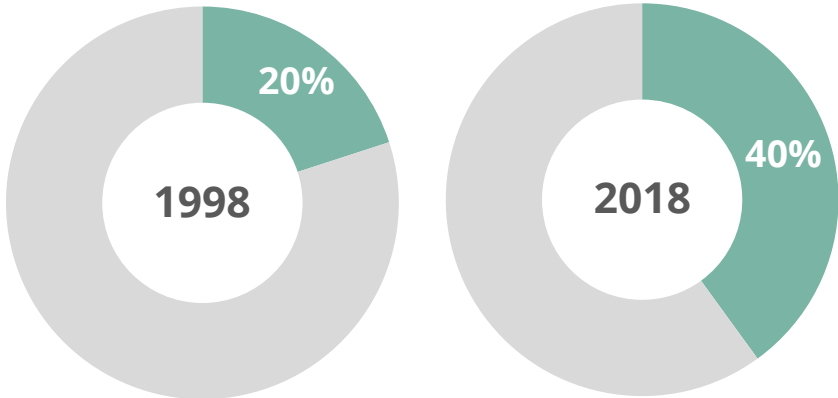
[1. Preqin Alternatives in 2019](#)

[2. Preqin Alternatives in 2020 Report](#)

# TOP PERFORMING INSTITUTIONAL INVESTORS ARE ALLOCATING 40% TO PRIVATE INVESTMENTS.

According to the latest research conducted by Cambridge Associates<sup>1</sup>, top decile performing institutional investors have increased their private investment\* allocations to a mean of 40%.

■ Private Investment\* Allocation



**PRINCETON**  
*University*  
**46.9%**<sup>2</sup>

**UNIVERSITY**  
*Of Texas*  
**40.8%**<sup>3</sup>

**COLUMBIA**  
*University*  
**39.5%**<sup>4</sup>

**YALE**  
*University*  
**52.4%**<sup>5</sup>

\*Private investments include non-venture private equity, venture capital, distressed securities (private equity structure), private real estate, private oil & gas/natural resources, timber, and other private investments.

<sup>1</sup>Cambridge Associates Research Report February 2019  
<sup>2</sup>Princeton University <sup>3</sup>University of Texas; <sup>4</sup>Columbia University; <sup>5</sup>Yale News

# THE HIGHER THE ALLOCATION TO PRIVATE INVESTMENTS\*, THE BETTER THE RETURNS.

According to Cambridge Associate's endowment and foundation research, the average annualized return for a greater than 15% allocation was 8.1 %, 160 basis points higher than the group with a less than 5% allocation.



Analysis includes 132 endowments and foundations that provided returns and beginning-year asset allocation for each June 30 from 1998 to 2018. Subgroups are based on each institution's 20-year average allocation to private investments. Solid lines are drawn where the median private investments allocation for the entire universe intersects with the median return for the entire universe.

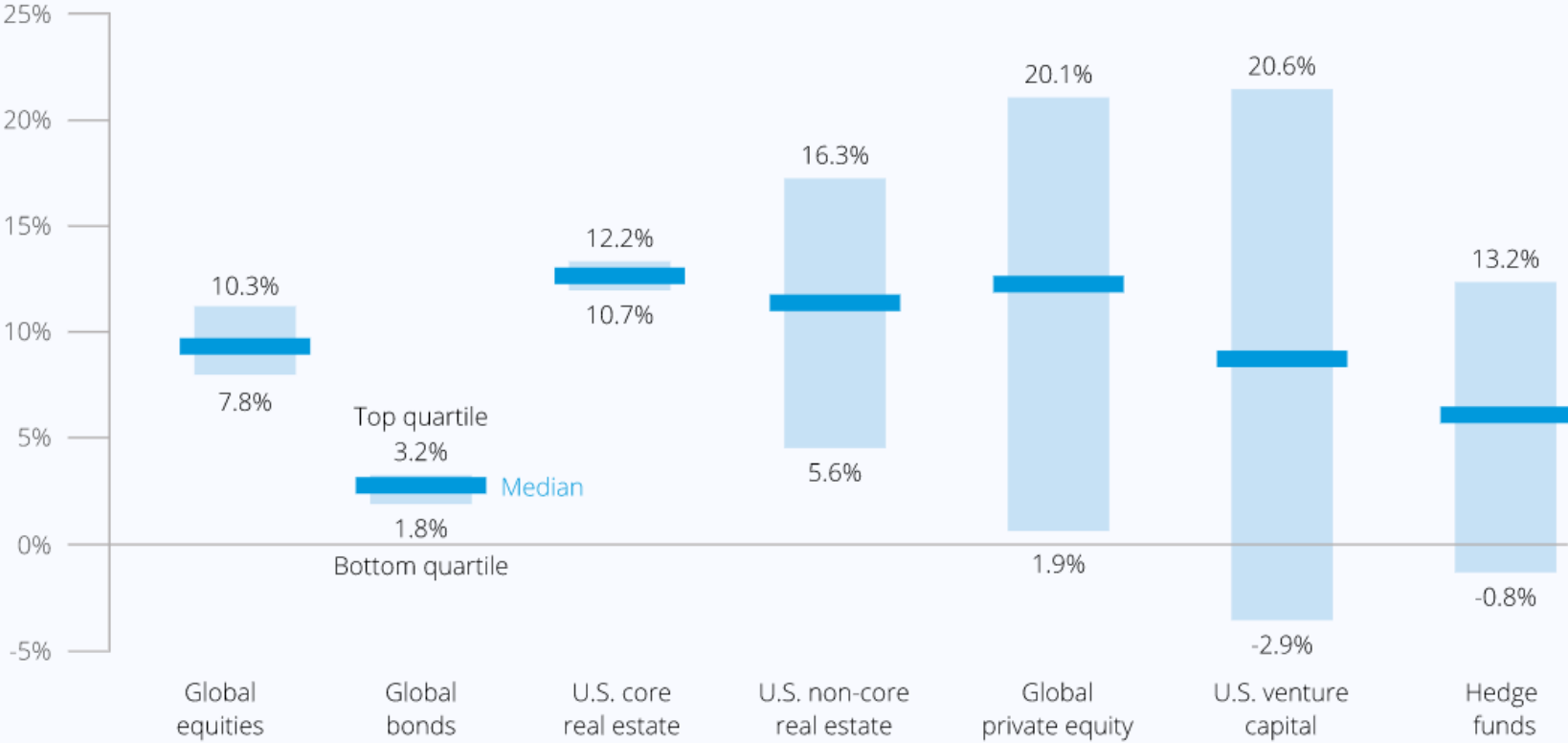
\*Private investments include non-venture private equity, venture capital, distressed security (private equity structure), private real estate, private oil & gas/natural resources, timber, and other investments. Endowment and foundation data as reported by Cambridge Associates LLC. Graphs are for illustrative purposes only.

Source: [Cambridge Associated Research Report February 2019](#)

# MANAGER SELECTION MATTERS, ESPECIALLY IN VC & PE

## PRIVATE AND PUBLIC MANAGER DISPERSION

Based on returns over a 10 year window



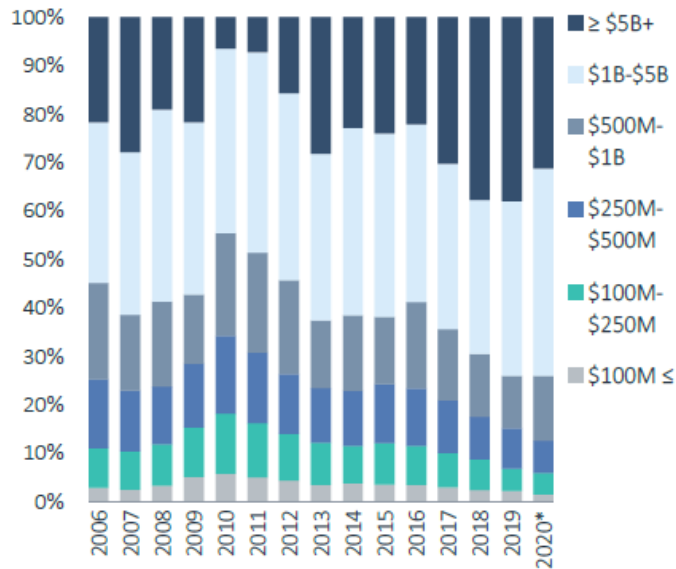
Sources: Lipper, NCREIF, Cambridge Associates, HFRI, J.P. Morgan Asset Management. Global equities (large cap) and global bonds dispersion are based on the world large stock and world bond categories, respectively. \*Manager dispersion is based on: 4Q 2009 - 4Q 2019 annual returns for global equities, global bonds, U.S. core real estate and hedge funds. U.S. non-core real estate, global private equity and U.S. venture capital are represented by the 10-year horizon internal rate of return (IRR) ending Q4 2019. Data is based on availability as of May 31, 2020.

Source: JPM Guide to Alternatives Q2, 2020

# THE BIG FUNDS ARE GETTING BIGGER

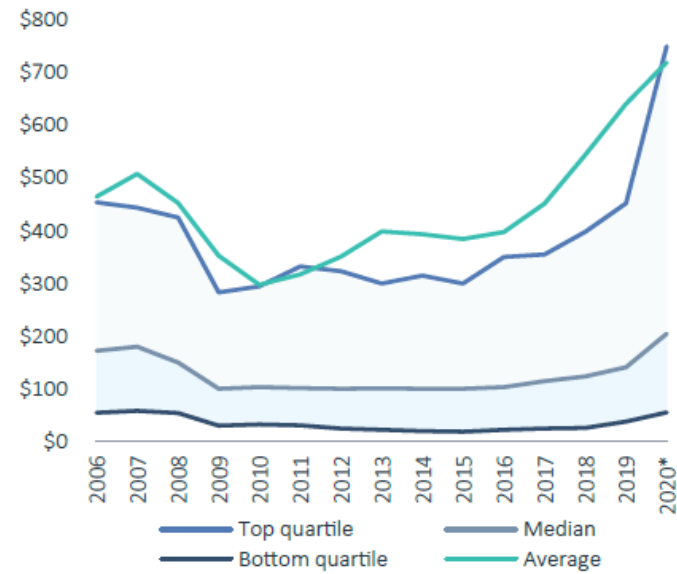
## Overview

### Private capital funds (\$) by size



Source: PitchBook | Geography: Global  
\*As of June 30, 2020

### Private capital fund sizes (\$M)



Source: PitchBook | Geography: Global  
\*As of June 30, 2020

# 98%

of businesses with  $\geq$  \$10M in sales are not publicly traded in the USA

<https://www.naics.com/custom-market-analysis-profiles/>  
[https://site.warrington.ufl.edu/ritter/files/Listed\\_19802019.pdf](https://site.warrington.ufl.edu/ritter/files/Listed_19802019.pdf)

# ↓ 46%

Decline in the number of US publicly traded companies since the 1997 peak

[Cambridge Associates November 2017](#),  
[World Bank 2018](#)

# 140k

 Number of US private companies

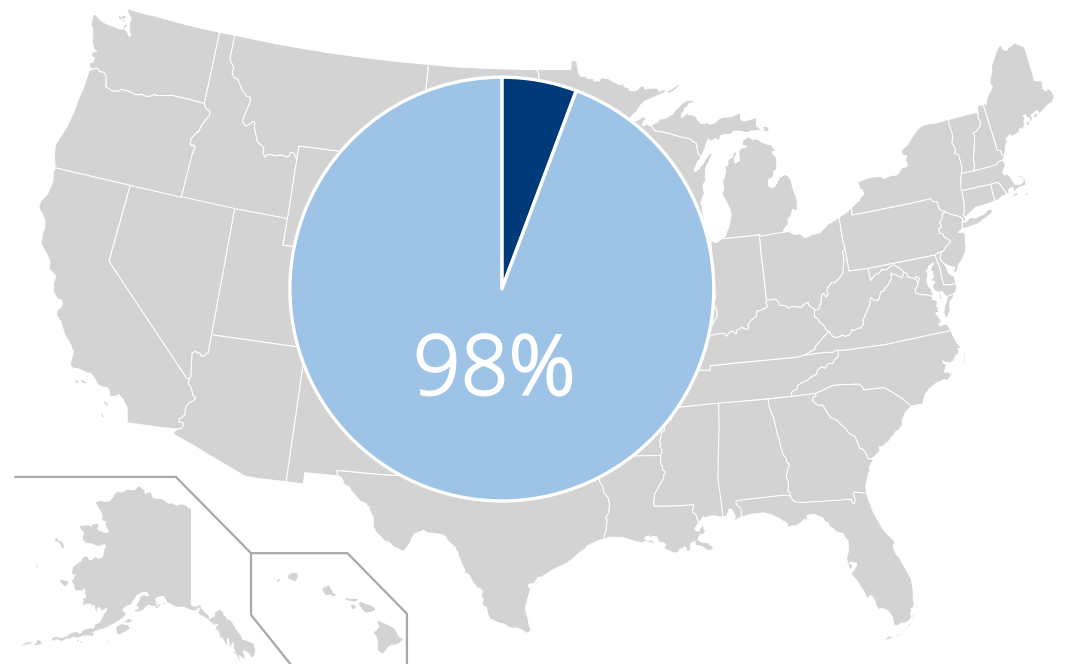
VS.

# 4k

 Number of US public companies

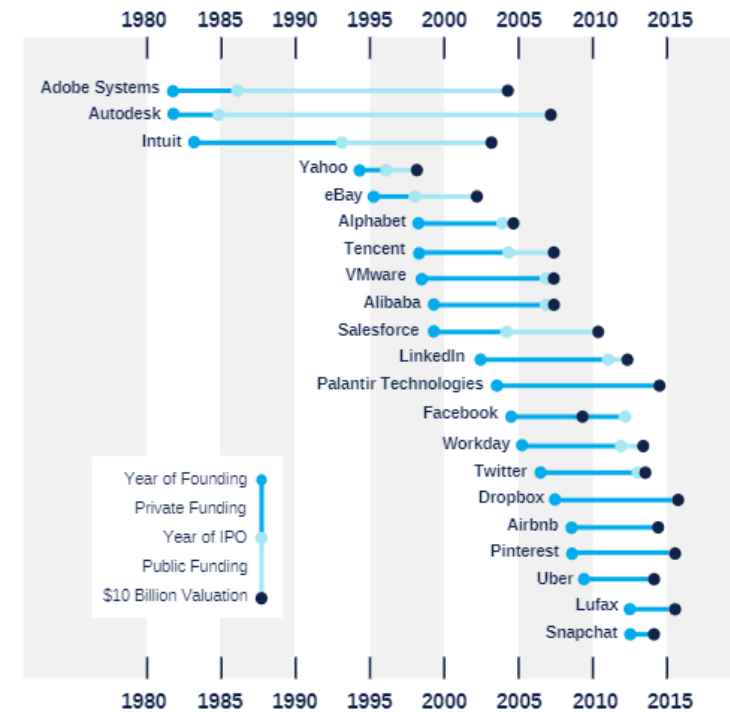
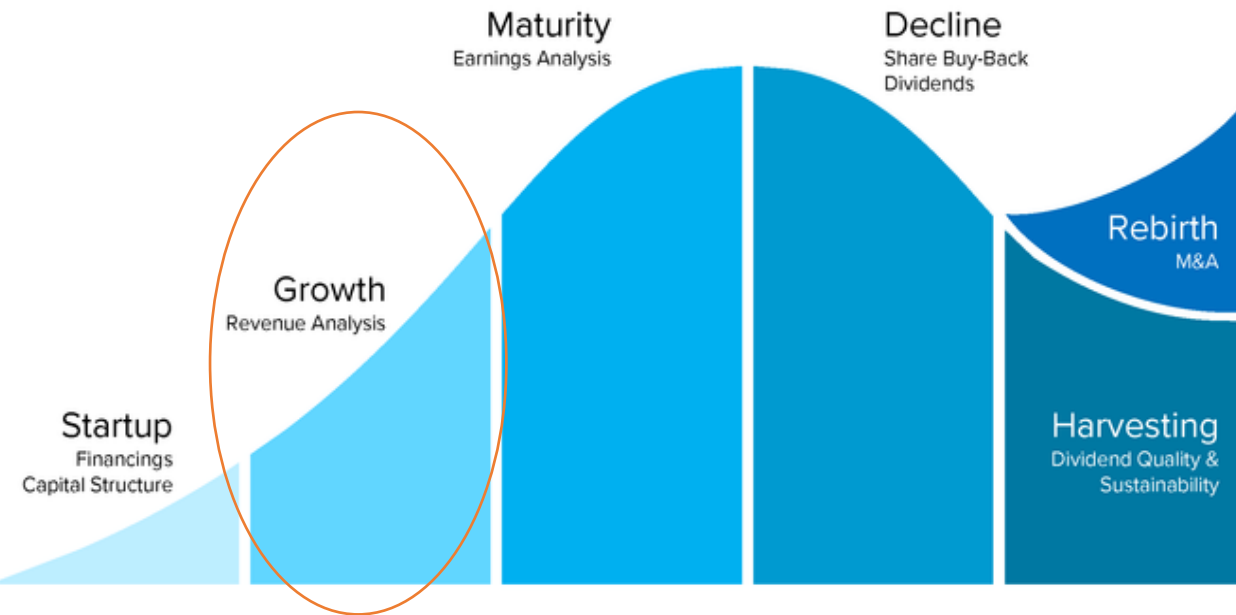
[Vanguard](#)

## THE PRIVATE COMPANY UNIVERSE IS SIGNIFICANTLY LARGER THAN THE SHRINKING PUBLIC COMPANY UNIVERSE, CREATING A HOST OF OPPORTUNITIES.



# THE MAJORITY OF A COMPANY'S GROWTH OCCURS IN A PRIVATE FORMAT.

Technology companies are increasingly reaching \$10Bn in value pre-IPO.



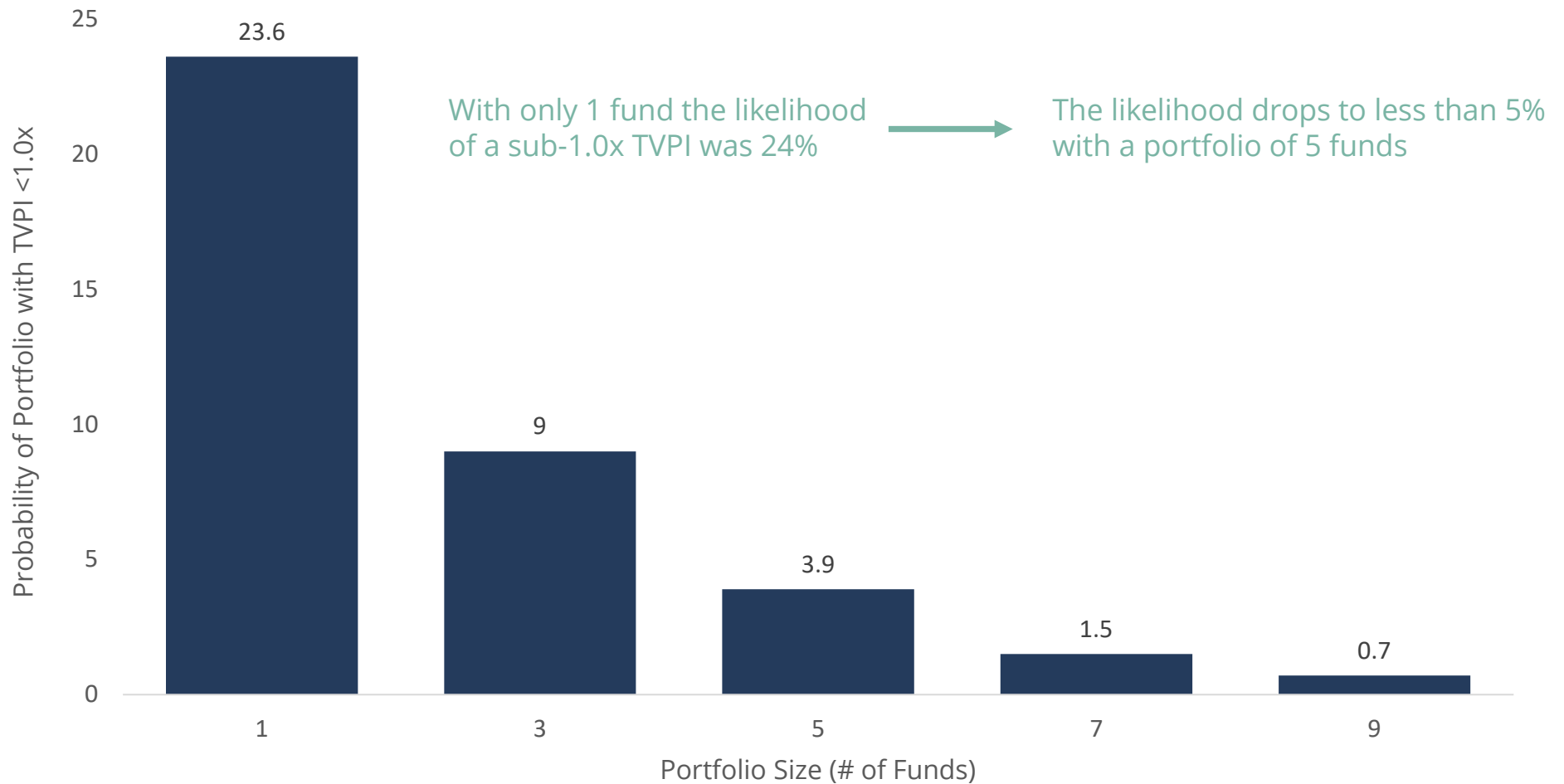
Source: [Global Company Coverage – At Every Stage in the Lifecycle](#)  
[CrystalResearch™](#), Vista Equity Partners Fund VII, Opportunities Set



# COMMON OBJECTION: TOO RISKY

Single deal flow or a single manager approach is a recipe for disaster. Proper diversification greatly reduces the risk of permanent capital.

### Probability of Portfolio with TVPI <1.0x Based on Portfolio Size

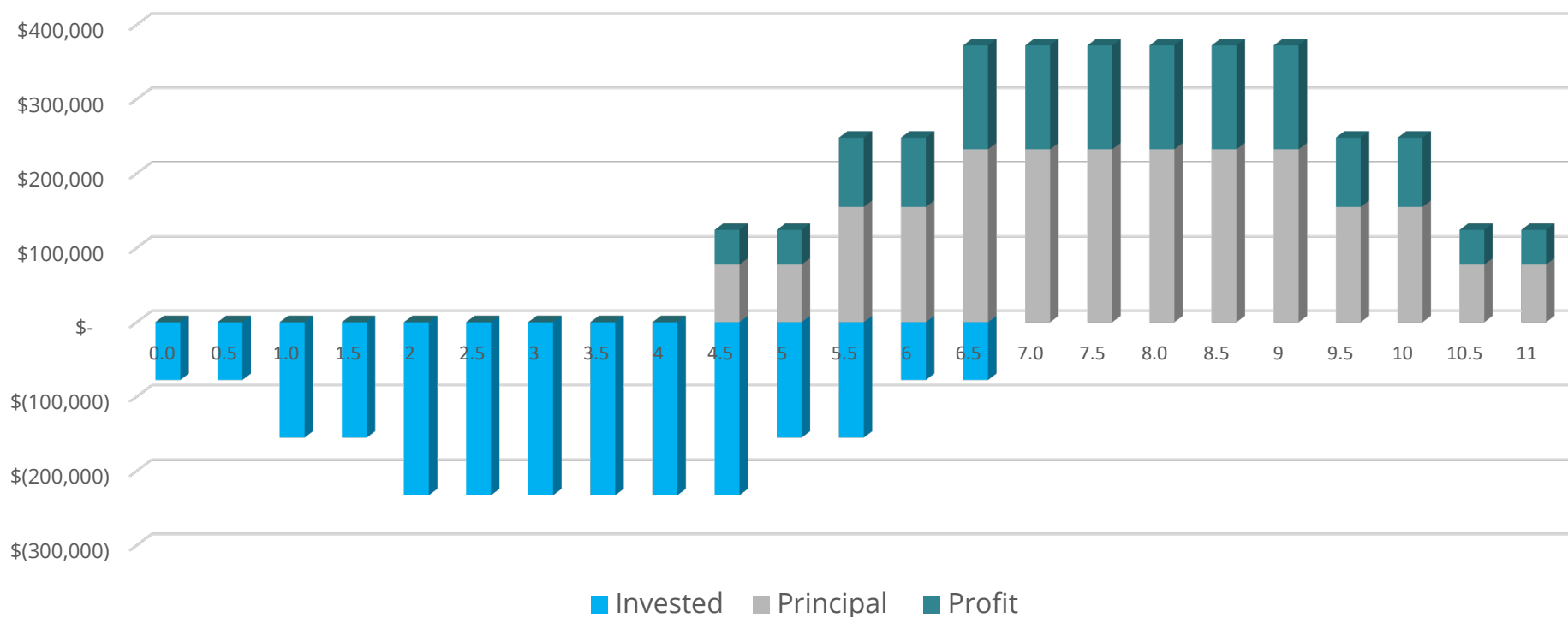


Source: Cambridge Associates Research Report February 2019

# COMMON OBJECTION: TOO ILLIQUID; I'M TOO OLD.

Laddered consistently and periodically over 5 years (vintage diversification), a systematically designed PE portfolio should produce a staggered series of consistent cash flows and liquidity events for an investor, based on the assumptions\* below.

## Laddered Diversified PE Portfolio Cash Flows For \$2.5M Total Commitments



The cashflows in this graph are based on several assumptions, are for illustrative purposes only and cannot be relied upon. The timing and amounts of actual cash flows can vary widely from this illustration and there is no guarantee of performance results.

\*The assumptions are 1) \$250K is invested every 6 months over 5 years in a new fund 2) each fund calls 1/3 of committed capital per year 3) the average weighted life of an invested dollar is 4.5 years 4) a 1.6 net MOIC was the assumed growth of each invested dollar.

## **IMPORTANT LEGAL INFORMATION AND LIMITED USE OF MATERIALS DISCLAIMERS**

These materials and/or this Presentation (the "Materials" or "Presentation") were generated by Crystal Capital Partners, LLC ("Crystal"), which permits third parties to use and rebrand the Materials under the names of such third parties for educational and informational purposes only. As described further below, Crystal assumes no responsibility for the Materials, their use or distribution by third parties, including any additional edits to the materials by third parties and expressly forbids any further alterations to the Materials beyond branding. Readers of the materials should be advised that such third parties have financial affiliations with Crystal and are subject to various conflicts of interest.

The Materials were prepared without regard to specific objectives, financial situation or needs of any particular receiver and should not be construed as personalized investment advice (or an offer thereof) for compensation or a recommendation of investment advice to buy or sell any investment nor are the Materials intended as an endorsement of any security or investment (including any investment product managed by Crystal or any other third party); the Materials are for informational purposes only and any information contained in them represent the writer's or provider's own investment opinions. Crystal cannot assess, verify, or guarantee the suitability of any particular investment to any personal situation and the reader of the Materials bears complete responsibility for its own investment research and should seek the advice of a qualified investment and/or tax professional prior to making any investment decisions. This industry information and its importance is an opinion only and should not be relied upon as the only important information available. Information contained herein has been obtained from sources believed to be reliable, but not guaranteed, and Crystal assumes no liability for the information provided. Any information, data, research, news articles, forecasts, figures, opinions, projections, statements of financial market trends or investment techniques and strategies expressed are considered to be reliable at the time of production, but no warranty as to the accuracy and reliability or completeness in respect of any error or omission is accepted, and may be subject to change without reference or notification to you. Any quotations of individuals other than the authors or providers of the Materials are provided for informational purposes only and their accuracy and veracity are not guaranteed. The Materials and any such items included therein may contain certain forward looking statements, projections and information that are based on the beliefs of Crystal (or others) as well as assumptions made by, and information currently available to, Crystal (or others). Such statements in the Materials reflect the view of Crystal (or others) with respect to future events and are subject to certain risks, uncertainties and assumptions. Should one or more of these risks or uncertainties materialize, or should underlying assumptions prove incorrect, actual results may vary materially from those described in the Materials. The Materials (and any information included therein) are based on information available as of the time they were written, provided, or communicated and Crystal disclaims any duty to update the Materials and any content, research or information contained therein. Accordingly, neither Crystal nor its principals or affiliates make any representation as to the timeliness of any information in the Materials. As a result of all of the foregoing, inter alia, neither Crystal nor its principals can be held responsible for investments in products managed by Crystal by the recipients or readers of the Materials based on the statements, projections, research, or any other information of any other kind included in the Materials.

At certain places in the Materials, we reference or may offer direct access or 'links' to other Internet websites. You are encouraged to exercise discretion while browsing through any such connected hyperlinks to external websites. These sites contain information that has been created, published, maintained or otherwise posted by institutions or organizations independent of Crystal. Crystal has not reviewed any of the external websites that may be hyperlinked to the Materials. Hyperlinks to external websites are provided for information and reference purposes only. Crystal does not endorse, approve, certify, recommend or control these websites and does not assume responsibility for the accuracy, completeness or timeliness of the information, advertising, products, services or other materials located there. Additionally, Crystal's inclusion of hyperlinks to external websites does not imply association with the owners or operators of such external websites, and the views expressed at such external websites are not necessarily the views of Crystal or its affiliates. Visitors to these websites should not use or rely on the information contained therein until consulting with an independent finance professional. Reliance upon information in this material is at the sole discretion of the reader; your hyper-linking to, or use of, any external websites is at your own risk. Furthermore, Crystal is not responsible for the privacy practices of such other web sites. Any concerns regarding any hyperlink should be directed to the respective website owner or operator/webmaster.

## **PERFORMANCE DISCLAIMERS**

PAST PERFORMANCE IS NOT NECESSARILY INDICATIVE OF FUTURE RESULTS AND FUTURE ACCURACY AND PROFITABLE RESULTS CANNOT BE GUARANTEED. ANY PERFORMANCE COMPARISON TO THE PERFORMANCE OF INDICES IN THE MATERIALS MAY NOT BE A MEANINGFUL COMPARISON. INDICES CITED IN THE MATERIALS ARE GENERALLY NOT AVAILABLE FOR DIRECT INVESTMENT AND ARE NOT SUBJECT TO FEES. ANY PERFORMANCE REFERENCED IN THE MATERIALS IS NOT NECESSARILY BASED ON THE SAME TYPES OF INVESTMENTS CONTAINED IN ANY INDEX SHOWN OR REFERENCED IN THE MATERIALS, NOR IS ANY SUCH INDEX REPRESENTATIVE OF ANY PERFORMANCE PRESENTED IN THE MATERIALS. ANY INDICES SHOWN IN THE MATERIALS ARE ONLY TO REFLECT COMPARATIVE PERFORMANCE OF FAMILIAR INVESTMENT STYLES. NO REPRESENTATION IS BEING MADE THAT ANY INVESTMENT WILL OR IS LIKELY TO ACHIEVE PROFITS OR LOSSES SIMILAR TO THOSE SHOWN OR DESCRIBED IN THE MATERIALS. FURTHERMORE, PERFORMANCE WILL VARY BASED ON MANY FACTORS, INCLUDING, BUT NOT LIMITED TO, INVESTMENT STRATEGIES, TAXES, MARKET CONDITIONS, AND APPLICABLE ADVISORY AND OTHER FEES AND EXPENSES RELATED TO INVESTING. NO REPRESENTATION IS BEING MADE THAT FOLLOWING THE MATERIALS AND/OR ANY INFORMATION CONTAINED THEREIN WILL OR IS LIKELY TO ACHIEVE PROFITS OR LOSSES SIMILAR TO THOSE SHOWN OR DESCRIBED IN THE MATERIALS (IF AT ALL). ANY INVESTMENT RETURN AND PRINCIPAL WILL FLUCTUATE WITH MARKET CONDITIONS, AND ONE MAY HAVE A GAIN OR LOSS ON ITS INVESTMENTS. ACCORDINGLY, INDIVIDUAL RETURNS MAY VARY FROM ANY OF THE RETURNS SHOWN IN THE MATERIALS. TO THE EXTENT ANY INVESTMENT FUNDS REFERENCED IN THE MATERIALS ARE INVESTED IN INDIRECTLY THROUGH AN INVESTMENT PLATFORM MANAGED BY CRYSTAL, THE RETURNS OF SUCH FUNDS (INCLUDING THE RETURNS OF ANY SUCH FUNDS REFERENCED IN THE MATERIALS) WILL BE FURTHER REDUCED AS A RESULT OF FEES IMPOSED BY CRYSTAL AND ITS AFFILIATED PORTFOLIO ADVISORS (SEE THE SAMPLE IMPACT OF FEE CHART FURTHER BELOW). ANY PERFORMANCE IN THE MATERIALS IS NOT AUDITED AND IS NOT INTENDED TO COMPLY WITH AIMR-PPS™ OR GIPS GUIDELINES.

## **NO OFFERING OR SOLICITATION**

Crystal may only transact business or render personalized advice, and offers of service can only be made, in those states or international jurisdictions where Crystal is registered or where an exemption or exclusion from registration is available. Nothing herein is an offer of any service that is not legal for offer into any particular jurisdiction with Crystal current licensure (if any). Crystal is not registered as a securities broker-dealer with the U.S. Securities and Exchange Commission or with any state securities regulatory authority or with any foreign country; Crystal is an SEC registered investment adviser that provides an alternative investment platform for professional financial advisors. As such, the Materials are provided to professional financial advisors for their (or their clients) informational or educational purposes only and are not intended as, and may not be relied on in any manner as legal, tax or investment advice, a recommendation, or as an offer to sell, a solicitation of an offer to purchase or a recommendation of any interest in any fund, security, entity or investment vehicle from Crystal or an attempt to effect transactions in securities. The information in the Materials is in summary form for convenience of presentation; it is not complete and should not be relied upon as such.

Any offer to sell or solicitation to invest will only be made through the relevant offering documents (of one or more investments managed by Crystal) to persons (through and working in conjunctions with their professional financial advisers) who meet the investor suitability and sophistication requirements in jurisdictions in which any such offer or solicitation is lawful and will be qualified in its entirety in accordance with all applicable laws. Accordingly, the Materials must be read in connection with such offering documents in order to understand fully all of the implications and risks of any investments managed by Crystal. There can be no assurance that the objectives or information stated in the Materials can or will be achieved. Alternative investments carry a high degree of risk and are complex, speculative investment vehicles and are not suitable for all investors; one can lose all or a substantial amount of its investment in alternative investments such as private equity funds and hedge funds.